

















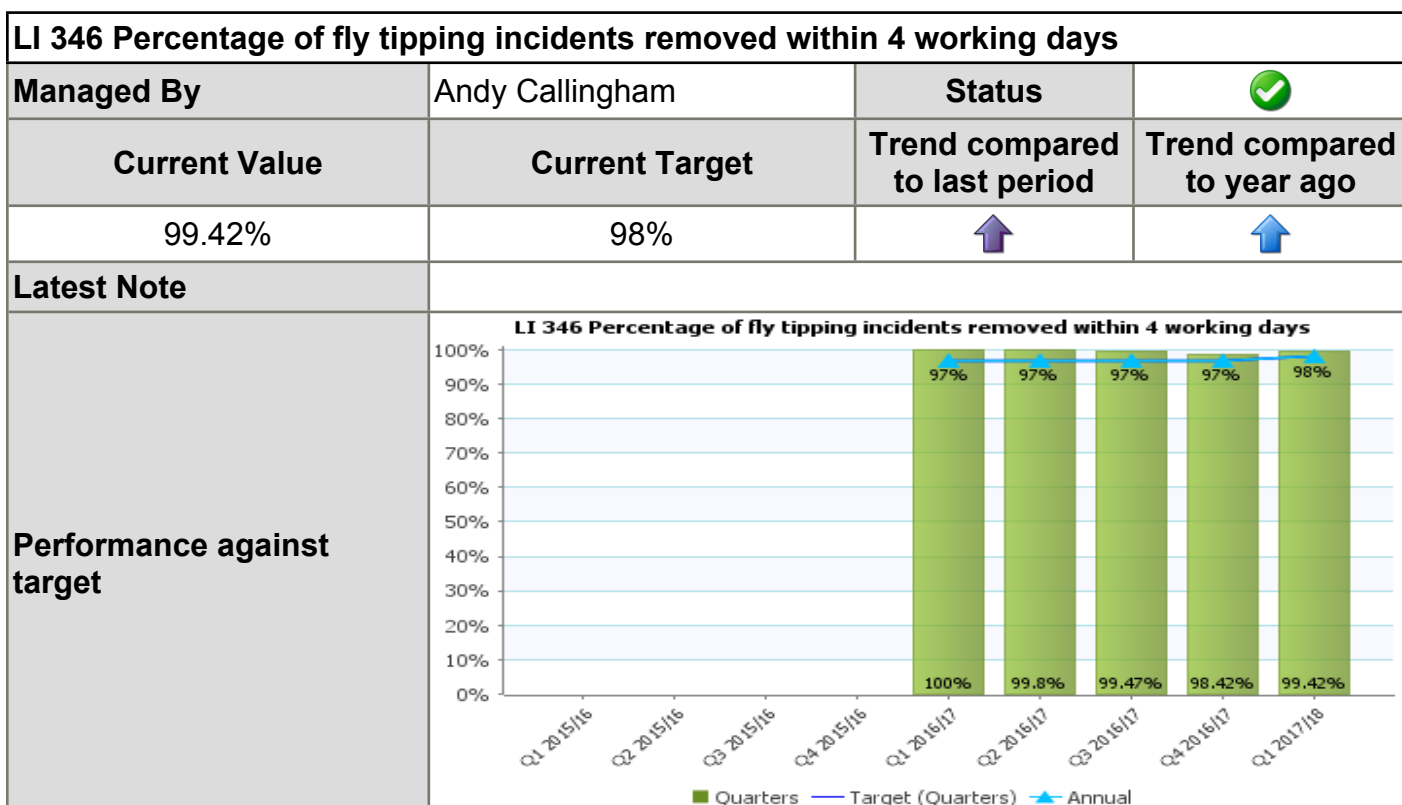
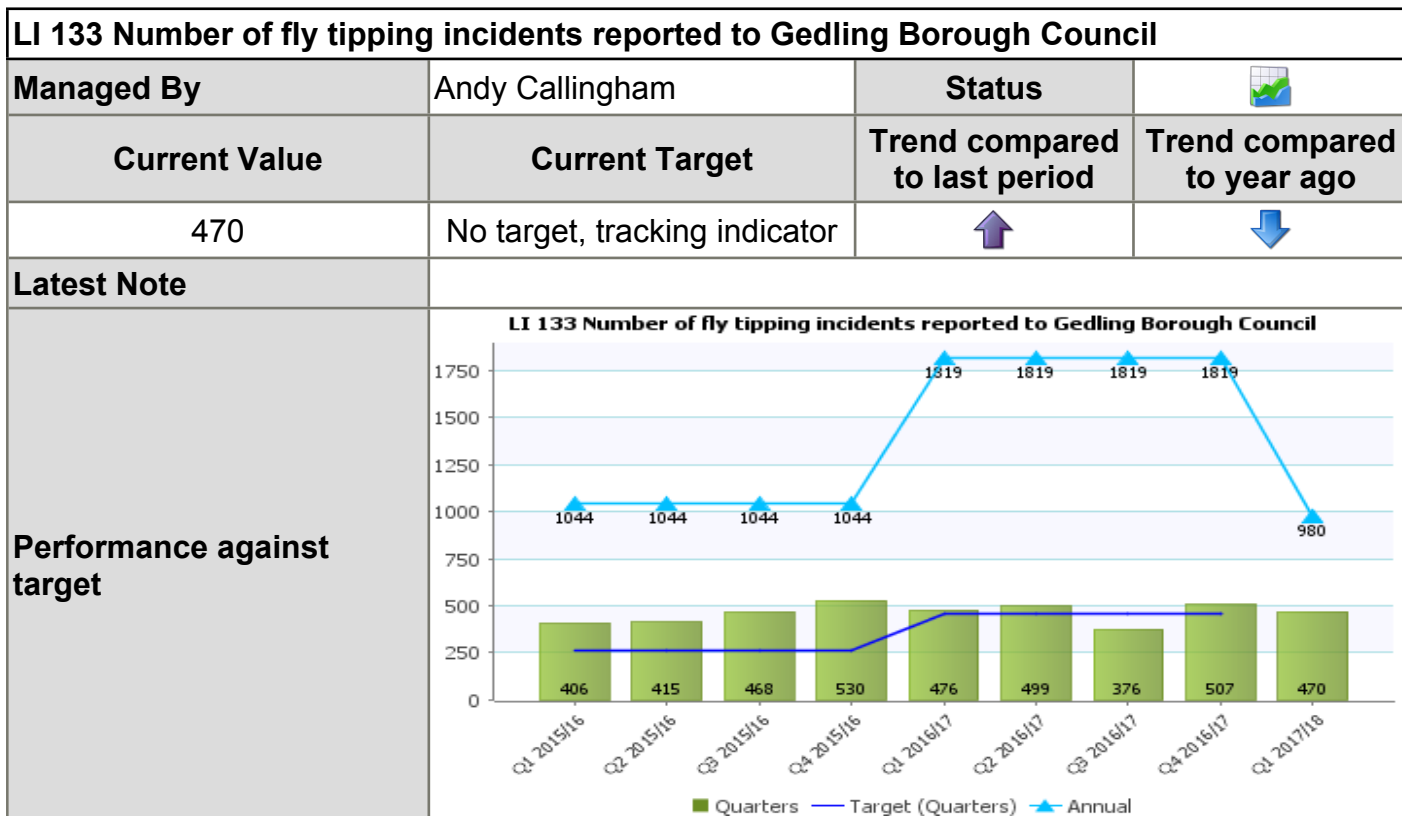
## Portfolio Holder Performance Report - Quarter 1 2017/18




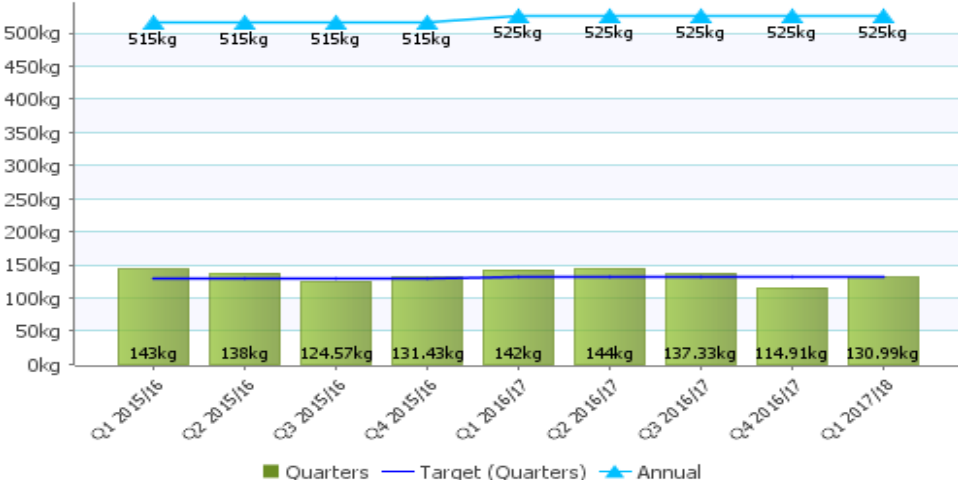
### Portfolio - Environment




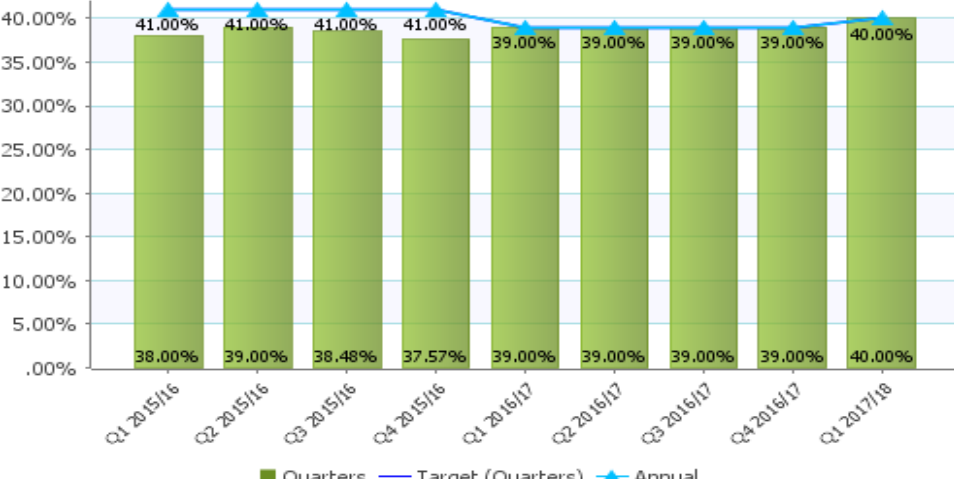
PI Status		Long Term Trends		Short Term Trends	
	Alert		Improving		Improving
	Warning		No Change		No Change
	OK		Getting Worse		Getting Worse
	Unknown				
	Data Only				

Action Status	
	Cancelled
	Overdue; Neglected
	Unassigned; Check Progress
	Not Started; In Progress; Assigned
	Completed

## Indicators










NI 191 Residual household waste per household in Kg																						
Managed By	Mark Hurst	Status																				
Current Value	Current Target	Trend compared to last period	Trend compared to year ago																			
130.99kg	131.25kg																					
Latest Note																						
Performance against target																						
	<div><p>NI 191 Residual household waste per household in Kg</p><table><thead><tr><th>Quarter</th><th>Value (kg)</th></tr></thead><tbody><tr><td>Q1 2015/16</td><td>143kg</td></tr><tr><td>Q2 2015/16</td><td>138kg</td></tr><tr><td>Q3 2015/16</td><td>124.57kg</td></tr><tr><td>Q4 2015/16</td><td>131.43kg</td></tr><tr><td>Q1 2016/17</td><td>142kg</td></tr><tr><td>Q2 2016/17</td><td>144kg</td></tr><tr><td>Q3 2016/17</td><td>137.33kg</td></tr><tr><td>Q4 2016/17</td><td>114.91kg</td></tr><tr><td>Q1 2017/18</td><td>130.99kg</td></tr></tbody></table><p>■ Quarters    — Target (Quarters)    ▲ Annual</p></div>			Quarter	Value (kg)	Q1 2015/16	143kg	Q2 2015/16	138kg	Q3 2015/16	124.57kg	Q4 2015/16	131.43kg	Q1 2016/17	142kg	Q2 2016/17	144kg	Q3 2016/17	137.33kg	Q4 2016/17	114.91kg	Q1 2017/18
Quarter	Value (kg)																					
Q1 2015/16	143kg																					
Q2 2015/16	138kg																					
Q3 2015/16	124.57kg																					
Q4 2015/16	131.43kg																					
Q1 2016/17	142kg																					
Q2 2016/17	144kg																					
Q3 2016/17	137.33kg																					
Q4 2016/17	114.91kg																					
Q1 2017/18	130.99kg																					

NI 192 Percentage of household waste sent for reuse, recycling and composting																							
Managed By	Mark Hurst	Status																					
Current Value	Current Target	Trend compared to last period	Trend compared to year ago																				
40.00%	40.00%																						
Latest Note	Current figure is an estimate based on weight ticket information to date. Once the final figure is known our performance will be reviewed and an action plan developed as required																						
Performance against target	<div>NI 192 Percentage of household waste sent for reuse, recycling and composting</div>  <table><thead><tr><th>Quarter</th><th>Value (%)</th></tr></thead><tbody><tr><td>Q1 2015/16</td><td>38.00%</td></tr><tr><td>Q2 2015/16</td><td>39.00%</td></tr><tr><td>Q3 2015/16</td><td>38.48%</td></tr><tr><td>Q4 2015/16</td><td>37.57%</td></tr><tr><td>Q1 2016/17</td><td>39.00%</td></tr><tr><td>Q2 2016/17</td><td>39.00%</td></tr><tr><td>Q3 2016/17</td><td>39.00%</td></tr><tr><td>Q4 2016/17</td><td>39.00%</td></tr><tr><td>Q1 2017/18</td><td>40.00%</td></tr></tbody></table> <div>■ Quarters — Target (Quarters) ▲ Annual</div>			Quarter	Value (%)	Q1 2015/16	38.00%	Q2 2015/16	39.00%	Q3 2015/16	38.48%	Q4 2015/16	37.57%	Q1 2016/17	39.00%	Q2 2016/17	39.00%	Q3 2016/17	39.00%	Q4 2016/17	39.00%	Q1 2017/18	40.00%
Quarter	Value (%)																						
Q1 2015/16	38.00%																						
Q2 2015/16	39.00%																						
Q3 2015/16	38.48%																						
Q4 2015/16	37.57%																						
Q1 2016/17	39.00%																						
Q2 2016/17	39.00%																						
Q3 2016/17	39.00%																						
Q4 2016/17	39.00%																						
Q1 2017/18	40.00%																						

NI 195a Percentage of surveyed streets with unacceptable levels of litter																																											
Managed By	Melvyn Cryer	Status	✓																																								
Current Value	Current Target	Trend compared to last period	Trend compared to year ago																																								
2%	2%	↑	↓																																								
Latest Note																																											
Performance against target	<p><b>NI 195a Percentage of surveyed streets with unacceptable levels of litter</b></p> <table border="1"> <thead> <tr> <th>Quarter</th> <th>Quarters (%)</th> <th>Target (Quarters) (%)</th> <th>Annual (%)</th> </tr> </thead> <tbody> <tr> <td>Q1 2015/16</td> <td>1%</td> <td>3%</td> <td>3%</td> </tr> <tr> <td>Q2 2015/16</td> <td>0.5%</td> <td>3%</td> <td>3%</td> </tr> <tr> <td>Q3 2015/16</td> <td>2%</td> <td>3%</td> <td>3%</td> </tr> <tr> <td>Q4 2015/16</td> <td>1.5%</td> <td>3%</td> <td>3%</td> </tr> <tr> <td>Q1 2016/17</td> <td>0%</td> <td>2%</td> <td>2%</td> </tr> <tr> <td>Q2 2016/17</td> <td>2%</td> <td>2%</td> <td>2%</td> </tr> <tr> <td>Q3 2016/17</td> <td>1%</td> <td>2%</td> <td>2%</td> </tr> <tr> <td>Q4 2016/17</td> <td>2.5%</td> <td>2%</td> <td>2%</td> </tr> <tr> <td>Q1 2017/18</td> <td>2%</td> <td>2%</td> <td>2%</td> </tr> </tbody> </table>			Quarter	Quarters (%)	Target (Quarters) (%)	Annual (%)	Q1 2015/16	1%	3%	3%	Q2 2015/16	0.5%	3%	3%	Q3 2015/16	2%	3%	3%	Q4 2015/16	1.5%	3%	3%	Q1 2016/17	0%	2%	2%	Q2 2016/17	2%	2%	2%	Q3 2016/17	1%	2%	2%	Q4 2016/17	2.5%	2%	2%	Q1 2017/18	2%	2%	2%
Quarter	Quarters (%)	Target (Quarters) (%)	Annual (%)																																								
Q1 2015/16	1%	3%	3%																																								
Q2 2015/16	0.5%	3%	3%																																								
Q3 2015/16	2%	3%	3%																																								
Q4 2015/16	1.5%	3%	3%																																								
Q1 2016/17	0%	2%	2%																																								
Q2 2016/17	2%	2%	2%																																								
Q3 2016/17	1%	2%	2%																																								
Q4 2016/17	2.5%	2%	2%																																								
Q1 2017/18	2%	2%	2%																																								

## Actions

Title	Managed By	Status	Completion Date	Progress Bar	Notes
Raise the profile of the 'Love Where You Live' Campaign to educate residents and reduce incidents of environmental crime	Melvyn Cryer		31-Mar-2018	<div><div></div></div> 0%	
Implement the Parks and Green Spaces Strategy	Melvyn Cryer		31-Mar-2018	<div><div></div></div> 14%	
Undertake review of street cleansing operations and invest/re-allocate resources as appropriate	Melvyn Cryer		31-Mar-2018	<div><div></div></div> 0%	
Develop a visitors' centre at Gedling Country Park	David Wakelin		31-Mar-2018	<div><div></div></div> 100%	
Encourage households and businesses to reduce, re-use and recycle more of their waste	Mark Hurst		31-Mar-2018	<div><div></div></div> 12%	
Provide a bulky waste amnesty	Mark Hurst		28-Feb-2018	<div><div></div></div> 25%	Bulky Waste amnesty will take place around January to February 2018
Provide an additional waste collection over the Christmas period 2017	Mark Hurst		01-Jan-2018	<div><div></div></div> 50%	Over the festive period (24th December to January 6th) crews will collect extra black bin waste, recycling and glass as printed on the collection day calendars.